

VEHICLE CAPACITY GUIDE

WE HAVE THE VEHICLE FOR YOU



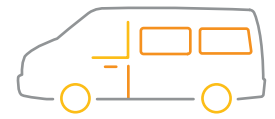
Here you will find a list of our available vehicles and the sizes you may require. All dimensions listed are approximate and based on empty wheels. All width dimensions have taken into account space for wheel arches.

Small van



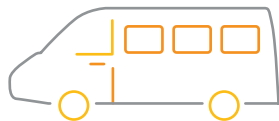
Dimensions	1.0m (L) x 1.2m (W) x 1.0m (H)
Payload Max	400kg
Pallets	1

SWB



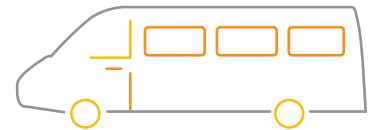
Dimensions	2.2(L) x 1.2(W) x 1.2m(H)
Payload Max	800kg
Pallets	2

LWB



Dimensions	3.2(L) x 1.3(W) x 1.8m(H)
Payload Max	1100kg
Pallets	3

XLWB



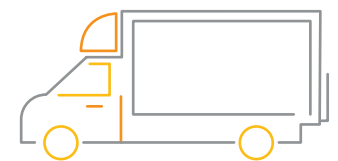
Dimensions	4.0(L) x 1.3(W) x 1.8m(H)
Payload Max	1000kg
Pallets	4

Luton Curtainside



Dimensions	4.0(L) x 2.0(W) x 2.0m(H)
Payload Max	1000kg
Pallets	6

Luton Box - with tail lift



Dimensions	4.0(L) x 1.9(W) x 2.0m(H)
Payload Max	800kg (Tail Lift 500kg)
Pallets	6

Our couriers

Our professional couriers are DBS (Disclosure & Barring Service, previously CRB) checked and kitted out with the latest technology, including GPS tracking units, giving you real-time status updates as your delivery is made.

All goods should be correctly packaged for transportation and the value of goods more than £1000 (£100 for non-credit account holders) should be declared at the time of booking.
* Although this vehicle type is longer, generally the weight capacity is less than a 3.2m (LWB) van. Please advise the booking teams if the weight of your item(s) is over 1000kg
**All vehicles are subject to availability and are allocated on a 1st come basis. Availability is limited in less populated or rural areas.